


This product guide is

## designed to help you

- get the facts fast
- look up any price
- advise colleagues or clients
- place orders efficiently
- set-up artwork correctly

Use the buttons , [links](#) and Forward/Back arrows at the top or bottom of your screen to get around your product guide.

Please also visit our website to access the latest information on our products and services.

We are here to help you too. If there is anything we can do then please just give us a call.

**CLS Graphics Ltd is one of the UK's leading providers of portable graphic displays.**

We supply banner stands, pop-up displays, modular stands, outdoor displays, literature racks, portable furniture and all types of large-format graphics for events, exhibitions and displays.

 Home

 Key Features

 Prices

 Delivery

 Order Form

 Artwork Set-up



**CLS Graphics Ltd**

**T:** 01732 864194

**E:** [alanf@clsgraphics.co.uk](mailto:alanf@clsgraphics.co.uk)

**W:** [www.clsgraphics.co.uk](http://www.clsgraphics.co.uk)

Apex House  
97-99 High Street  
Edenbridge  
Kent TN8 5AU

## Quick View

**The Go is a great budget-friendly banner stand with easy-change banners.**

3 year guarantee  
30 second set-up  
durable pvc banner  
2 min banner change



 **Key Features**  
(can be sent to clients or colleagues)

## Quick Price Guide

Stand, banner, bag	Turnaround: 4 to 5 days			
	1	2-3	4-5	6-9
2000 x 800mm wide	120	99	89	84

Accessories	1	2-3	4-5	6-9
35w banner stand light	40	38	36	34
- padded lights bag	20	19	18	17

Click for [extended price list](#). All prices exclude VAT (17.5%) and [delivery](#).  
Prices based on a print-ready PDF artwork being supplied (see [Artwork Set-up](#)).



## Key Features

The Go banner stand is a very portable stand with a durable tensioned pvc banner. It takes 30 seconds to put up and you can swop banners at will. It looks good and is very budget-friendly.

- Great price**  
 the Go banner stand is well made, easy to use and offers great prices on small or large quantities
- Easy-change banners**  
 this popular stand also offers the major time and cost saving benefit of allowing the user to quickly change the banner themselves using easy clamp rails.

## Specifications

<b>Stand type</b>	Tensioned
<b>Guarantee</b>	3 years (against component failure and manufacturing defect)
<b>No. of parts</b>	2 (base, bungee-corded pole) + bag
<b>Construction</b>	Mid-grade aluminium profiles and pole
<b>Banner type</b>	High resolution inkjet print to smooth, opaque pvc banner (450-550 gsm)
<b>Assembly</b>	30 seconds
<b>Swop banner</b>	2 minutes (due to easy-clamp fittings on top/bottom profiles)
<b>Area of use</b>	Indoor (or outdoor with weighting on base)
<b>Sides</b>	Single-sided
<b>Height</b>	2000mm
<b>Width</b>	800mm
<b>Weight</b>	3 kg, (incl. stand, banner, bag, packing)
<b>Colour</b>	Anodised

### budget-friendly



### 30 second set-up



### lightweight base



### 2 parts + bag

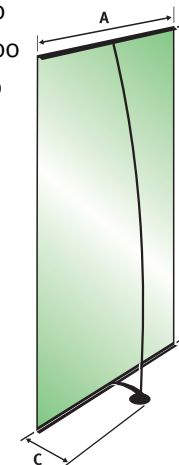


### 2min banner swop



### Dimensions (mm)

A 800  
B 2000  
C 510



### Accessories

#### 35w banner light

- clips on to the pole
- adds impact and clarity



#### Padded lights bag

- protect and store
- holds up to 4 lights



# Prices

Home

Key Features

Prices

Delivery

Order Form

Artwork Set-up

## Go stand, bag and banner

turnaround		4 to 5 days				6 to 9 days			10 to 15 days	
Size	Qty	1	2-3	4-5	6-9	10-19	20-39	40-69	70-99	100+
2000 x 800mm wide		120	99	89	84	79	74	69	64	59

## Accessories & Spares

Product	Qty	1	2-3	4-5	6-9	10-19	20-39	40-69	70-99	100+
35w banner light		40	38	36	34	32	30	28	26	24
- spare bulbs		7	6	5	4	3	3	3	3	3
- padded lights bag		20	19	18	17	16	15	14	13	12

Lights bags can hold up to 4 banner lights, plus spare bulbs.  
Spares: New pole £25, new bag £25, plus £5 P&P

## Replacement banners for existing Go stands

Size	Qty	1	2-3	4-5	6-9	10-19	20-39	40-69	70-99	100+
2000 x 800mm wide		80	72	64	60	56	54	52	50	48

Price includes new pvc graphic panel for fitting by user to existing Go stand. Stand does not need to be returned.

1. All prices exclude VAT (17.5%) and delivery.
2. Prices are based on printing from print-ready PDFs supplied according to our artwork guides (see [Artwork Set-up](#)).
3. Artwork not supplied as print-ready PDFs will be subject to a £10 set-up charge per banner stand artwork.
4. Studio time creating or modifying artwork is charged at £50/hr, with a minimum charge of £15 including PDF proof.

### Machine Proofs Each

10% proof	
- 1st artwork	20
- Next artworks	5
Section at 100%	
- 1st section	20
- Next sections	15







New proofs off altered artwork at same rates.  
P&P incl. Add 3-4 days to job turnaround  
incl 1st class post. Add £4 for guaranteed  
next day delivery B4 1pm or £9 B4 9am.

### Re-dos Each

Print only	45
------------	----

If there is a problem with the artwork supplied and you request us to reprint a panel or panels the prices above would apply.

# Delivery

-  **Home**
-  **Key Features**
-  **Prices**
-  **Delivery**
-  **Order Form**
-  **Artwork Set-up**

Completed orders are available for collection from our offices in Edenbridge, Kent. We have plenty of easy parking or customers can send their own carrier/courier to collect.

Alternatively, you can request us to dispatch goods for you via any of the following options.

## Delivery options & prices

### Same Day Delivery

Please ask for a quote (postcode required).

Amtrak	No. of Stands	1-6	7-10	11-13	14-16
Next working day before 6pm		23	28	33	38
Next working day before 12 noon		29	34	39	44
Next working day before 10am		33	38	43	48
Next working day before 9am		40	45	50	55
Saturday before 12 noon		40	45	50	55

For quantities over 16 add £5 for every 3 additional stands e.g 22 stands on a next working day before 6pm £48  
Amtrak's Conditions of Carriage apply to all deliveries, [www.amtrak.co.uk](http://www.amtrak.co.uk)  
Prices apply to delivery to England, Wales & Southern/Central Scotland.

Royal Mail	includes packaging
1st class post	£5*
Special delivery before 1pm	£9*
Special delivery before 9am	£14*

Minimum charge. Charge may increase depending on weight.  
Should be requested for small packages only such as spares, proofs etc

## Good to know

### Critical deadlines

Where delivery to a critical deadline is involved we would always recommend a same day courier. If distance makes this cost-prohibitive then please allow for a timed delivery on an overnight carrier and/or allow an extra day in case of delay.

### Help the driver

Always supply a contact name and telephone number in case the driver cannot find the delivery address (see order form).

### Signing for goods

Someone must be present to sign for the goods at the delivery address. The consignment will not be left without a signature unless specifically requested (see order form). A re-delivery charge of £7.50 would apply if the carrier has to make a return delivery attempt.

### Timed deliveries

The overnight carrier's Conditions of Carriage allow for timed next day deliveries to be up to 60mins late without penalty due to traffic conditions. Please inform us immediately if your delivery is over 60mins late so we can reduce your delivery charge to the next price band.

### Insurance

If you would like us to arrange insurance for your goods whilst in transit please request this in your order and we will quote you for the additional cost.

### Extra packing costs

We reserve the right to charge for additional packing or administration when appropriate, such as splitting orders for dispatch to multiple destinations or preparing goods for collection by client's carrier. We will quote you beforehand should this arise.

### Terms and Conditions

Please read our standard terms and conditions regarding delivery and dispatch of goods.

# Order Form

- [Home](#)
- [Key Features](#)
- [Prices](#)
- [Delivery](#)
- [Order Form](#)
- [Artwork Set-up](#)

Name	
Organisation	
Other info/ instructions	

## Submit Order

- [Print & Fax](#) to 01732 865615
- [PDF & Email](#) to alanf@clsgraphics.co.uk

### How to pay

Option 1: Payment BEFORE dispatch - cheque, bank transfer  
 Option 2: Payment AFTER dispatch - credit account required

- [Artwork](#)  
Prices are based on printing from print-ready PDFs supplied
- [Proofs](#)  
Machine proofs are recommended on all jobs. Allow 3-4 days.
- [Turnaround](#)  
Prices are based on our stated turnaround times. Please allow sufficient time. Please check beforehand for faster turnaround.
- Terms**  
All orders are subject to our stated terms and conditions.

## 1 Product

[Prices](#)

Go	Qty	Options
800 x 2000mm		Stand, bag & banner <input type="checkbox"/>
		Replacement banner only <input type="checkbox"/>

Accessories	Qty	Notes
35w banner light		1 bag can hold up to 4 lights, plus spare bulbs.
- spare bulbs		
- lights bag		

## 2 Proofs

[Prices](#)

Whole banner at 10%	
Section at 100%	

## 3 Turnaround

[Delivery](#)

Date artwork to be supplied	
Preferred delivery date	
Delivery method	
Deliver to	FAO
Tick if usual details apply <input type="checkbox"/>	Address
Contact Tel	

## Artwork Set-up

All sizes in mm	Full size	25% Scale
<b>A</b> - banner width	800	200
<b>B</b> - banner height	2000	500
<b>C</b> - bleed	10	2.5

Illustration not to scale. Specifications subject to change without notice.

### Essential Instructions

Please follow these instructions to help avoid possible delays or additional set-up costs.

- 1 SIZE** Set-up a document sized A x B, either full size or at 25% scale
- 2 ARTWORK** Place artwork over the shaded area (A x B, plus bleed).  
[Setting-up artwork for banner stands](#)
- 3 PDF** Artwork must be supplied as a suitable print-ready PDF, including **bleed** and **crop marks** as shown.  
[Supplying suitable print-ready PDFs](#)  
 If you cannot supply a suitable print-ready PDF we can make it for you from most native applications at a cost of £10 per banner artwork. Please call to discuss.
- 4 PROOFS** We recommend you supply a colour proof printed **from the PDF** including bleed and crop marks, to help us check reproduction of content.  
 Additionally, machine proofs printed on the final material can be ordered to check reproduction of content, colours, logos, image quality or specific detail prior to the final print-run (recommended).  
[Prices](#)

- Home
- Key Features
- Prices
- Delivery
- Order Form
- Artwork Set-up

## Artwork Set-up (cont.)

[Home](#)[Key Features](#)[Prices](#)[Delivery](#)[Order Form](#)[Artwork Set-up](#)

### Setting up artwork for banner stands

Please follow these instructions carefully to achieve the best results and to avoid possible delays to your preferred delivery date and/or extra costs. Please feel free to call us for any advice.

#### 1. Dimensions

Set up the layout page exactly to the dimensions specified on the Essential Instructions page (AxB). If setting up to scale, only use 25% scale.

#### 2. Images

Images must all be supplied as CMYK.

For general use the resolution should equate to 75-100dpi at the printed size, equivalent to 30-60mb per sqm of printed image. If setting up artwork at 25% of the printed size then images should equate to 300-400dpi.

If your images are not of ideal resolution then you may wish to increase their resolution as necessary in Photoshop to reduce pixelation. You can view the images in Photoshop at the final print size to check how they will print.

Image quality is subjective and dependent on viewing distance. If you have any concerns over the quality of images used then please request a 100% section proof to check reproduction. Images will print as you supply them.

#### 3. Logos

For completely sharp results, logos or illustrations should be supplied in vector format (such as Illustrator eps). To avoid curved elements looking faceted (like a 50 penny piece) ensure the logo will not be printed more than 4 or 5 times its original size. Increase the size of the original file if this is the case.

Logos or illustrations supplied as images (raster format such as jpegs and tiffs) should be at least 300dpi at the printed size to avoid pixelation (this equates to 1200dpi at 25% scale. See section 2 for advice on improving and checking resolution.

#### 4. Fonts

Wherever possible, all fonts must be saved as outlines/curves to avoid font issues.

#### 5. Colours

Colours print as reasonable approximations, within our tolerances, to standard colour swatches such as Pantone/Process Guides.

Due to the subjective nature of colour and the variable nature of colour when viewed on different media, we recommend, if you have any critical colours, that you request a machine proof in your order.

Colours cannot be guaranteed to match on future reprints due to potential ageing of the original print and changes in machine set-up and media/ink batches. Please request a machine proof at the time of a future reprint if this is critical.

#### 6. Supply your final artwork as a print ready PDF

Your price is based on supplying your final artwork as a print-ready hi-res PDF - [click for details](#).

#### 7. Proofs

To help you achieve the results you are expecting we recommend you supply a hardcopy content proof with your artwork, and consider a machine proof prior to final print run - [click for details](#).

#### 8. Getting artwork to us

In preference, please send artwork to us on disk (CD or DVD) with a hardcopy content proof. Alternatively, emails (up to 20mb), ISDN (01732 867524), or FTP site are acceptable.

Try [www.mailbigfile.com](http://www.mailbigfile.com) if you do not have your own FTP site - its free!

## Artwork Set-up (cont.)

[Home](#)[Key Features](#)[Prices](#)[Delivery](#)[Order Form](#)[Artwork Set-up](#)

### Supplying final artwork as hi-res PDF

The following are general guidelines designed to help you supply suitable hi-res PDFs for large-format output. Please feel free to call for any advice. Artwork not supplied to these specifications will be subject to a £10 set-up charge per banner artwork.

#### 1. Artwork set-up

Please ensure you have followed all the artwork set-up instructions on the previous pages before making the PDF.

#### 2. Compression/Image Quality

When prompted to make selections concerning compression and image quality, select options such as “Do not downsample”, “Keep resolution”, “Compression - None” to preserve the full resolution of images.

Do not compress text and line art.

If you have to use some compression to reduce file size then be aware that some loss of image quality is possible/likely. If you have any concerns we recommend a full size section proof through the images area(s) of concern.

#### 3. Trim Marks and Bleed

You must choose options that include trim marks. You can use the default settings for line thickness and offset.

You must include bleed. If your artwork was set-up at 25% scale then set bleed to 2.5mm on all sides. If your artwork was set-up at 100% then use 10mm bleed on all sides.

#### 4. Output/Colour/Profiles

When prompted to make selections concerning output / colour / profiles, select options such as “No colour conversion” and “Don’t include profiles”, “Print colours CMYK”.

#### 5. Fonts

When prompted to make selections concerning fonts, select options such as “Embed all fonts”, otherwise use default settings.

### Proofs

As a basic artwork check, we recommend you supply a hardcopy proof printed from your final hi-res PDF, including the bleed and crop marks.

We also offer a proofing service where you can order proofs printed on the final machine. Small proofs can be ordered at 10% of final print size or as full size section proofs.

We recommend machine proofs as the best way of ensuring your artwork reproduces the way you intend it, allowing you to check how content, colours, logos, image quality or specific detail will appear in the final print-run.

Please allow 3-4 days from receipt of artwork for turnaround of proofs. Quoted costs include 1st class post. If timescale is tight proofs would have to be sent out by guaranteed next day delivery. To avoid delays to your preferred delivery date please arrange for proofs to be checked immediately on receipt.

If, on receipt of your proof, alterations to the artwork need to be made, please supply new artwork with a hardcopy proof and specify whether you wish to order a new set of proofs. Please allow for this in your timescale.

Please feel free to call for advice on any aspect of proofing.

Machine Proofs	Each
10% proof	
- 1st artwork	20
- Next artworks	5
Section at 100%	
- 1st section	20
- Next sections	15

New proofs off altered artwork at same rates. P&P incl. Add 3-4 days to job turnaround incl 1st class post. Add £4 for guaranteed next day delivery B4 1pm or £9 B4 9am.